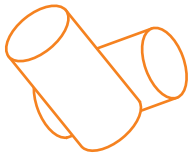


TOILET ROLL TUBE CITY

**RAINBOW
TRUST**

SUPPORTING FAMILIES
WITH A SERIOUSLY ILL CHILD

You will need:




Toilet
roll tubes



Paints
or crayons






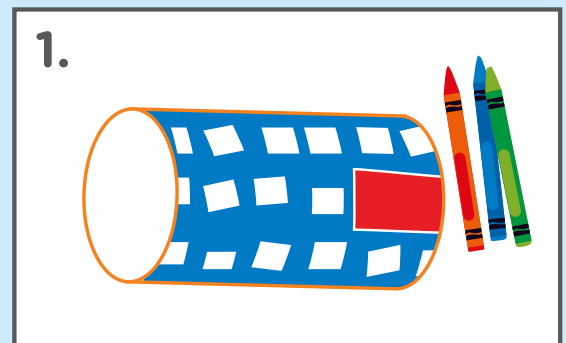
Scissors



Cupcake cases

Make a city or village for your mini toys to live in!

1. Decorate toilet roll tubes with windows and doors.
2. Cut 2 slits into the top of 2 tubes, slot another into them- to make a high rise building.
3. Cut other tubes in half, to make shorter houses - you can add cupcake cases as roofs!
4. Cut doors into your buildings and let your mini toys explore the city you have created!



#BoredomBusters
rainbowtrust.org.uk