

# PIPE CLEANER BIRD FEEDER


**RAINBOW TRUST**

SUPPORTING FAMILIES WITH A SERIOUSLY ILL CHILD

You will need:


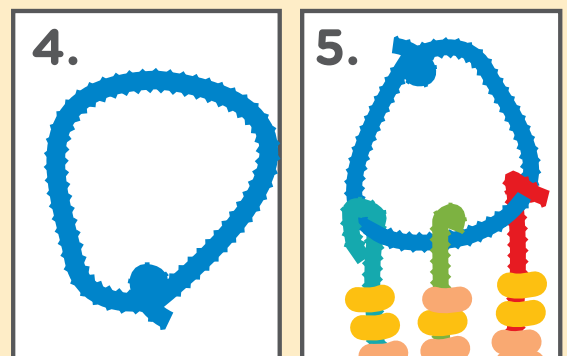
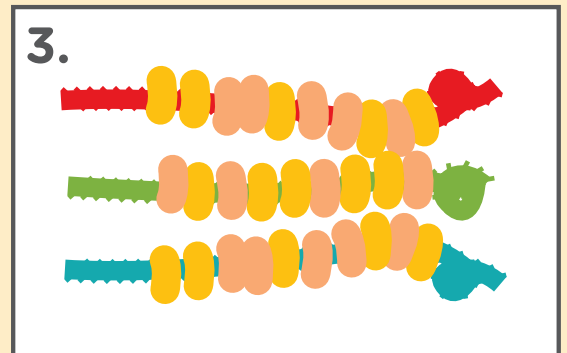
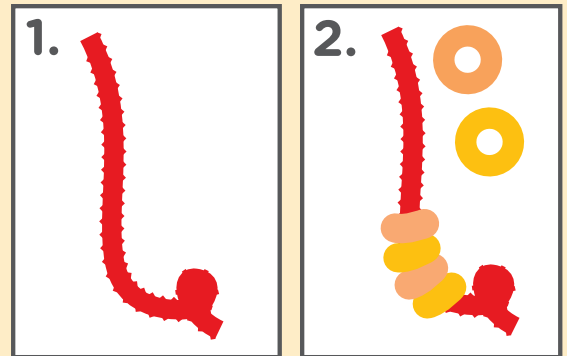


Pipe Cleaners



Cheerios  
(or similar cereal)

1. Take a pipe cleaner and knot the end.
2. Begin to feed cheerios down the pipe cleaner. Your knot should stop the cheerios from slipping off the end!
3. Repeat this with 3 or 4 more pipe cleaners, leaving enough room on the opposite end of the pipe cleaners to tie them onto your loop.
4. Take one more pipe cleaner and create a loop (you can tie or knot this to hold it in place).
5. Attach your cheerio-filled pipe cleaners onto the loop by twisting the end of the pipe cleaner around the loop (or tying them).
6. Use the loop to hang your bird feeder onto a tree branch in the garden. Spot how many birds come to feed!



#BoredomBusters  
[rainbowtrust.org.uk](http://rainbowtrust.org.uk)