

# PEBBLE PETS

**RAINBOW  
TRUST**

SUPPORTING FAMILIES  
WITH A SERIOUSLY ILL CHILD


You will need:



Large pebbles/stones




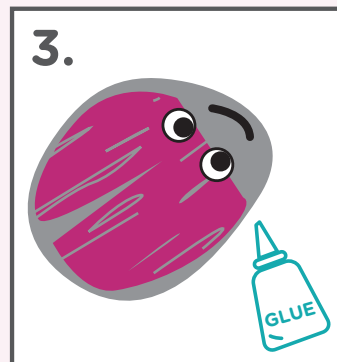
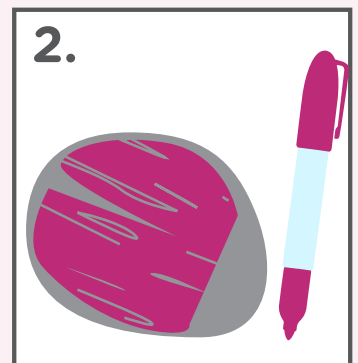

Paint or marker pens



Optional googly eyes  
and strong glue

**Have some fun  
making these very low  
maintenance pets!**

1. Get your pebble and give it a good clean and dry.
2. Paint or use marker pens to draw your pet - bold colours work best.
3. Add some eyes either by drawing, or sticking googly eyes with a strong glue.
4. Once dry, think about your pet's house - perhaps you could use empty boxes to create a house and add paper as grass for a bed.
5. Some pets like to roam free, try putting them outside for others to see on their walks.



#BoredomBusters  
[rainbowtrust.org.uk](http://rainbowtrust.org.uk)