


NUMBER WHEEL

You will need:




Old cardboard box



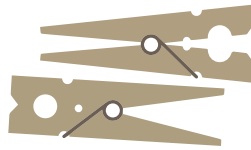
Pens or paints and ruler



Scissors



Plate



10x Pegs

Help little ones to learn numbers and colours with this fun number wheel!

1. Draw around a plate onto cardboard and cut out to create a circle.
2. Using the ruler, find the centre of the circle, and draw lines to create 10 sections.
3. Paint or colour in each section a different colour for each.
4. Write numbers 1-10 in the sections.
5. Number the pegs 1-10, and on the back of each peg, paint the colour that corresponds to that number on the colour wheel.
6. Let your child try practice matching the numbers by pegging the correct peg to each section. They can either peg by matching the numbers, or the colours.

