


KITCHEN ROLL RAINBOW

**RAINBOW
TRUST**

SUPPORTING FAMILIES
WITH A SERIOUSLY ILL CHILD

You will need:



Kitchen roll



Felt tip pens
and scissors



Two bowls

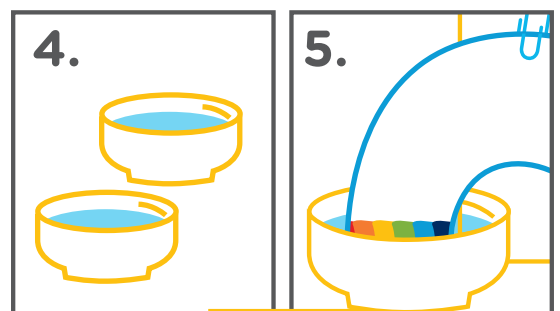
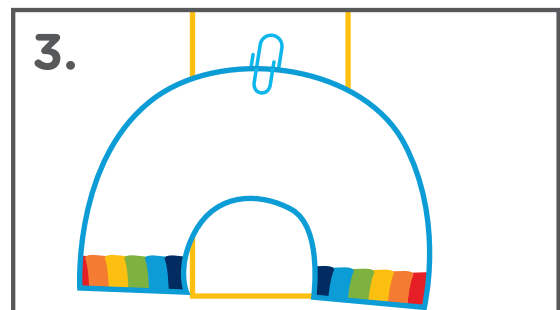
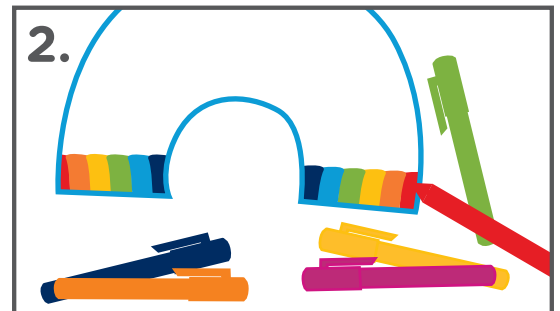
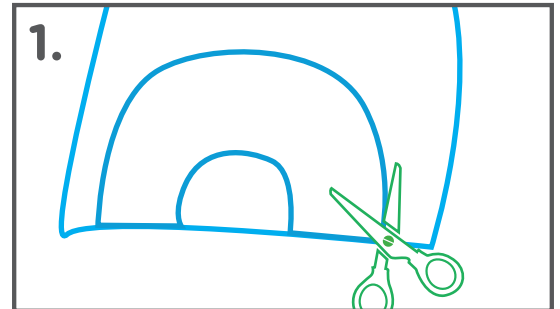


Small cardboard
box, like a pasta or
cereal box



Paper clip

1. Draw a rainbow shape on your kitchen roll and cut out with scissors.
2. Using felt tips, colour in your rainbow with bright colours up to around 2 inches from the bottoms. Make sure you colour in on both sides!
3. Attach your paper clip to the top of the kitchen roll rainbow and attach to the side of the cardboard box, so that it stands up.
4. Fill each bowl with water.
5. Submerge the ends of your rainbow in the bowls of water.
6. Watch your rainbow grow!



#BoredomBusters
rainbowtrust.org.uk