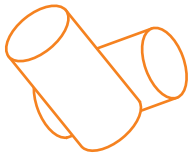


# EASTER CHICKS FOR HIDING TREATS!


**RAINBOW  
TRUST**

SUPPORTING FAMILIES  
WITH A SERIOUSLY ILL CHILD

You will need:




Toilet  
roll tubes



Paints  
or crayons




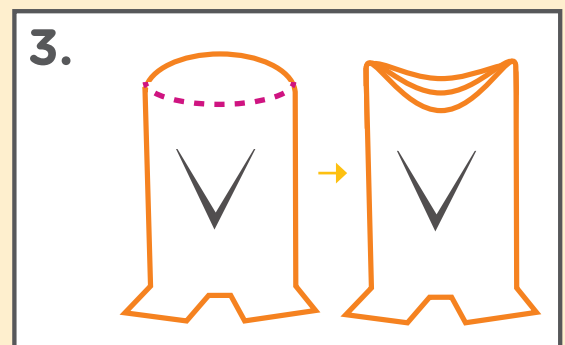
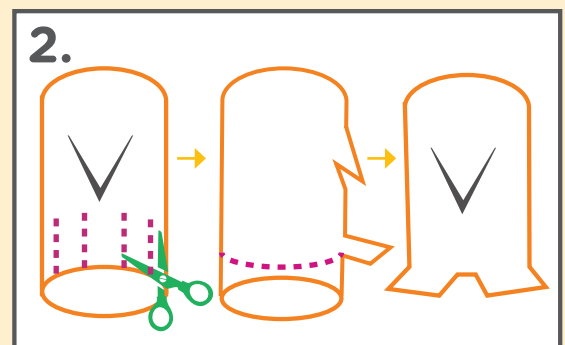
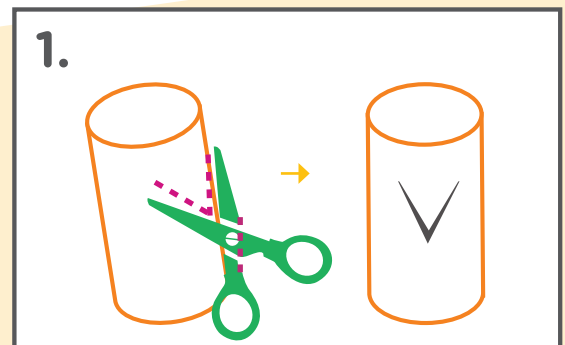
Scissors



Little treats to  
hide inside!

Have fun making these cute chicks for holding little Easter treats. A great decoration for treasure hunts at home!

1. Carefully squeeze the toilet roll tube and make a snip with the scissors to create a triangle. This will be the beak.
2. Cut 2 slits up from the bottom and fold upwards, repeat to create 2 feet. Cut the excess around the bottom of the tube.
3. Fold the top of the tube down - so that it closes the top (better for hiding things inside).
4. Decorate with paint or crayons.
5. Hide some sweets or chocolates inside, and place your chick in a good spot to be found on a treasure hunt!



#BoredomBusters  
[rainbowtrust.org.uk](http://rainbowtrust.org.uk)