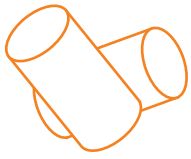


DIY KAZOO!

**RAINBOW
TRUST**

SUPPORTING FAMILIES
WITH A SERIOUSLY ILL CHILD

You will need:




Toilet
roll tube



Greaseproof
paper



Scissors



Elastic band
(or thin
hairband)



Pens or
crayons

Kids being too quiet?!
Lets make a marching band
instrument!

1. Decorate a toilet roll tube.
2. Cut a circle of greaseproof or wax paper a bit larger than the diameter of the tube.
3. Wrap the cut circle onto the end of the tube and secure with the elastic band.
4. "Hmmm" into the tube, experiment with loosening the paper, and squeezing the tube around your mouth to make different noises!


1.



2.



3.



4.



#BoredomBusters
rainbowtrust.org.uk