

CHRISTMAS BAUBLE

**RAINBOW
TRUST**

SUPPORTING FAMILIES
WITH A SERIOUSLY ILL CHILD


You will need:



Newspapers/
magazines/
old Christmas
cards



Pencil and
scissors



A small round
object/cookie
cutter





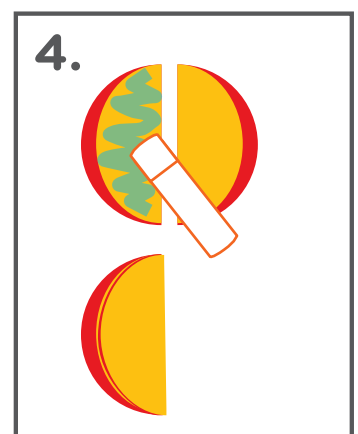
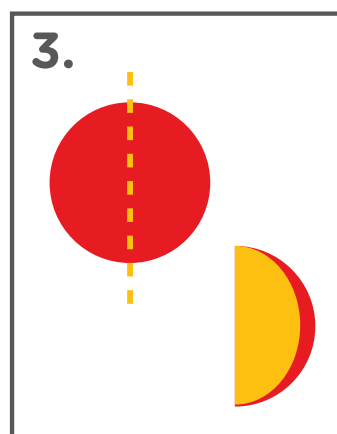
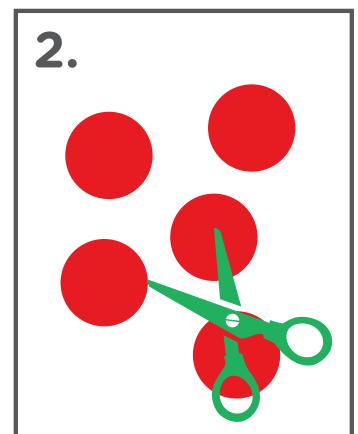

String



Glue

Recycle and create a beautiful
Christmas decoration from
things around the home!

1. Draw around your round object onto your chosen paper or card. You need 5 circles.
2. Carefully cut these out.
3. Fold each circle in half - so that the decorated/colourful side is facing inside the fold.
4. Glue one half of a circle and stick the next circle to it.
5. Continue with each circle, attaching to the next.
6. Add some string into the last circle before sticking, and then stick together to close the bauble together.



#BoredomBusters
rainbowtrust.org.uk