

# SPRING WREATH

**RAINBOW TRUST**

SUPPORTING FAMILIES WITH A SERIOUSLY ILL CHILD

You will need:




Egg cartons  
- the more  
the better!



Paint



Scissors



Cardboard




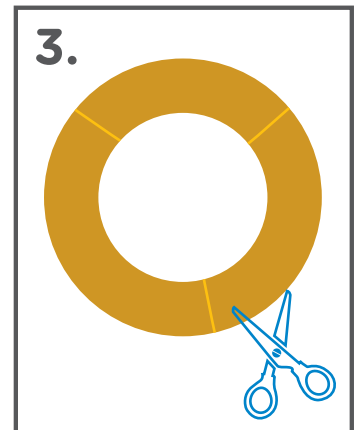
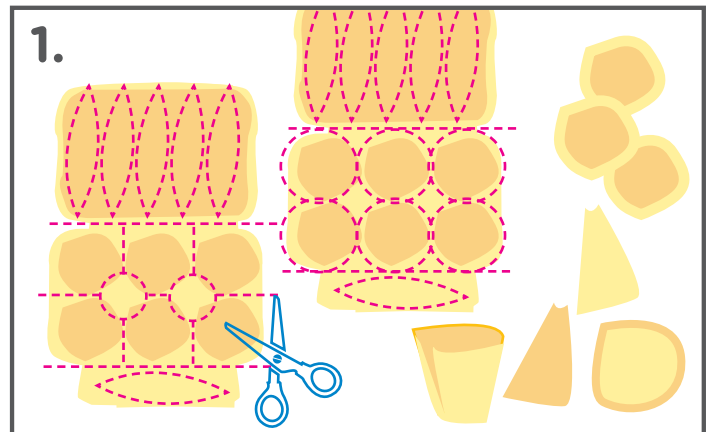
Hot glue



String or

**Get creative and turn old egg boxes into pretty flowers!**

1. Cut up the egg boxes to create different shaped cups. Cut the lids up into strips to create leaves.
2. Paint all the pieces - using bright colours works best. Greens for the leaves.
3. Cut a circle out of card with a hole in the middle - do this in sections if your card is not large enough.
4. Fix the leaves onto the circle of card using glue. Add the flowers and fill the card.
5. Attach some string around the top and hang up for a beautiful wreath!



#BoredomBusters  
[rainbowtrust.org.uk](http://rainbowtrust.org.uk)